

Quotation/Order Form

Custom Transoms for Door Units






Customer: _____ Location: _____ Zip: _____ Fax # _____

Contact Name: _____ Date: _____ Quotation Order P.O. # _____

Buyers Group (Circle-One) Big Box Store • 84 LBR • Do-It-Best • IBSA • PAL • LMC

Qty. (Circle One)
Transoms for Door Units:

S H A P E

		
Elliptical	Springline/Segment Head	Half-Round
		
Rectangular	Oxbow	Other

D E T A I L S

Construction:	Brick Mldg. Style (Std.)	Flat Casing Style	Clad-Style	No Brick Mldg. or Sill	Brick Mldg. Loose / No Sill
Material:	Solid Vinyl (Brick Mldg. & Stops (Std.))	AZEK Solid One-Pc. PVC	White-Pine	Redwood	Oak Mahogany
Glass:	Insulated (Std.)	HP/Low-E Insul.	Argon	Single Pane	"Tempered" Obscure Black Acrylic (for Gable Sash) Open (no glass)
Glazing:	Direct-Set (Std.)	Integrated Csg./Sash/Grids	Sash-Set		
Jamb:	4 9/16" (Std.)	5 1/4"	6 9/16"	Other:	
Ext. Finish:	Raw Paint-Grade/Primed (PG) Ext. AWSCO Std. Color _____	Stain-Grade/Wood-Grain (SG) Custom Color _____	Pre-Fin (PC) Ext.		
Int. Finish:	Raw Paint-Grade/Primed (PG) Int. AWSCO Std. Color _____	Stain-Grade/Wood-Grain (SG) Custom Color _____	Pre-Fin (PC) Int.		

O P T I O N S

Divisional Lites: 1-Lite 4-Lite 5-Lite 6-Lite 8-Lite 9-Lite 10-Lite 12-Lite 14-Lite 16-Lite Other _____

Grid Type: **SDL** (Simulated Divided Lites) **GBG** (Grille Between Glass) **IG** (Interior Grid - removable)

Grid Detail: **Bevel Profile** **Ogee Profile** **GBG/Flat** **GBG/Profiled**

Grid System: **SDL-Simulated Divided Lite** Ball-Catch (Fasteners) Veneer Surround Full-Surround (Upgrade)

Grid Width: 5/8" 3/4" 1" 1 1/4"

Keyblocks (Shipped Loose): For Brick Mldg. For Flat Csg. (specify width of Flat Csg.) _____

Interior Trim: 2 1/4" → WM117 WM327 WM356 WM366 WM376 WM442 2 1/2" → WM351 2 3/4" → K2488CA/T299
W.P. or Oak 3 1/4" → WM445 3 1/2" → WM165 WM444 K24112CCA K24112CA/T326 K24112ECA

D I M

Window Dimensions:

Unit Dim. (over Brick Mldg. or Flat Casing) Width _____ x Hgt. _____

Unit Dim. (over Clad-Style) Width _____ x Hgt. _____

D.O.J. (Dim. Over Jamb) Width _____ x Hgt. _____

R.O. (Rough Opening) Width _____ x Hgt. _____

Mulled on Top of (Window or Door Unit Type) _____

C O S T

Unit Cost ea.	Extension Jamb	Divisional Grids.	Interior Trim	Est. Shipping/Pkg. or Pick-Up:
\$	+ \$	+ \$	+ \$	\$ _____ ea. item or Freight for all items
Plus Shpg. Charges	Plus Shpg. Charges	Plus Shpg. Charges	Plus Shpg. Charges	Expected Ship Time _____

M I S C

Please Provide Grid Sketch (If Applies)