





















# Quotation/Order Form

## Custom Accent & Gable-Sash Windows

Customer: \_\_\_\_\_ Location: \_\_\_\_\_ Zip: \_\_\_\_\_ Fax # \_\_\_\_\_

Contact Name: \_\_\_\_\_ Date: \_\_\_\_\_ Quotation Order P.O. # \_\_\_\_\_

Buyers Group (Circle-One)     Big Box Store    •     84 LBR    •     Do-It-Best    •     IBSA    •     PAL    •     LMC

S H A P E	<input type="checkbox"/>	<b>Qty.</b>								
	(Circle One)									
	<b>Accent Window or Gable-Sash:</b>									
	Accent Windows are Functional Gable-Sash Windows are Decorative Only and Flush Mount for the Attic Area									
		Full-Round		Oval		Half-Round		Quarter-Round		Oxbow
		Octagon		"Operating" Octagon		Hexagon		Square		Rectangular
		Quadrafoil		Elongated Octagon		Cathedral		Springline		Other
		Elliptical		Springline/Segment-Head		Rectangular		Oxbow		Half-Round
<b>Transoms:</b>										

D E T A I L S	<b>Construction:</b>	Brick Mldg. Style (Std.)	Flat Casing Style	Clad-Style								
	<b>Material:</b>	<b>AZEK</b> Solid One-Pc. PVC (Std.)	Solid Vinyl (Brick Mldg. & Stops)	White-Pine	Redwood	Oak	Mahogany					
	<b>Glass:</b>	Insulated (Std.)	HP/Low-E Insul.	Argon	Single Pane	"Tempered"	Obscure	Black Acrylic (for Gable Sash)	Open (no glass)			
	<b>Glazing:</b>	Integrated Csg./Sash/Grids (Std.)	Direct-Set	Sash-Set								
	<b>Jamb:</b>	4 9/16" (Std.)	5 1/4"	6 9/16"	Other:							
	<b>Ext. Finish:</b>	Raw	Paint-Grade/Primed (PG) Ext.	Stain-Grade/Wood-Grain (SG)	Pre-Fin (PC) Ext.							
<b>Int. Finish:</b>	Raw	Paint-Grade/Primed (PG) Int.	Stain-Grade/Wood-Grain (SG)	Pre-Fin (PC) Int.								

O P T I O N S	<b>Divisional Lites:</b>	1-Lite	4-Lite	5-Lite	6-Lite	8-Lite	9-Lite	10-Lite	12-Lite	14-Lite	16-Lite	Other _____	
	<b>Grid Type:</b>	<b>SDL</b> (Simulated Divided Lites) (Std.)		<b>GBG</b> (Grille Between Glass)			<b>IG</b> (Interior Grid - removable)						
	<b>Grid Detail:</b>	<b>Bevel Profile</b> (Std.)	<b>Ogee Profile</b> (Upgrade)	<b>GBG/Flat</b>	<b>GBG/Profiled</b>								
	<b>Grid System:</b>	<b>SDL-Simulated Divided Lite</b>		Ball-Catch (Fasteners)			Veneer Surround		Full-Surround (Upgrade)				
	<b>Grid Width:</b>	5/8"	3/4"	1"	1 1/4"								
	<b>Keyblocks</b> (Shipped Loose):	For Brick Mldg.		For Flat Csg. (specify width of Flat Csg.) _____									
<b>Interior Trim:</b>	2 1/4" → WM117	WM327	WM356	WM366	WM376	WM442	2 1/2" → WM351	2 3/4" → K2488CA/T299					
	W.P. or Oak	3 1/4" → WM445	3 1/2" → WM165	WM444	K24112CCA	K24112CA/T326	K24112ECA						

D I M E N S I O N S	<b>Window Dimensions:</b>		
	<b>Unit Dim.</b> (over Brick Mldg. or Flat Casing)	Width _____	x Hgt. _____
	<b>Unit Dim.</b> (over Clad-Style)	Width _____	x Hgt. _____
	<b>D.O.J.</b> (Dim. Over Jamb)	Width _____	x Hgt. _____
	<b>R.O.</b> (Rough Opening)	Width _____	x Hgt. _____
<b>Mulled on Top of</b> (Window or Door Unit Type)		_____	

C O S T	Unit Cost ea.	Extension Jamb	Divisional Grids.	Interior Trim	Est. Shipping/Pkg. or Pick-Up:	
	\$	+ \$	+ \$	+ \$	\$	ea. item or Freight for all items
	Plus Shpg. Charges	Plus Shpg. Charges	Plus Shpg. Charges	Plus Shpg. Charges	Expected Ship Time _____	

Please Provide Grid Sketch (If Applies)